

Local Notice to Mariners**Number 05 of 2025****18/02/2025****Port of Southampton – Pilot Boarding and Disembarking Arrangements – Non-compliant, Counterfeit, or Defective Pilot Ladders**

NOTICE IS HEREBY GIVEN that some ships have presented with a pilot transfer arrangement consisting of an accommodation ladder / pilot ladder combination with a trapdoor that does not meet IMO standards (which have been in effect since at least 2012). Southampton Pilots have been reminded that they must refuse to use a pilot transfer arrangement that they reasonably believe is unsafe. Any vessels with a trapdoor arrangement are urged to bring their arrangements into compliance with the current IMO standards as soon as possible in order to avoid potential disruptions to ship schedules and port operations.

The relevant documents are SOLAS V Regulation 23, IMO Resolution A. 1045 (27) and guidance from The Embarkation & Disembarkation of Pilots Code of Safe Practice.

The arrangements in Figure 1 and Figure 2 (below) are non-compliant because:

1. The pilot ladder is not rigged to extend through the trapdoor and secured 1½ metres above the bottom platform (SOLAS 3.3.2.1). The method of securing the ladder to the underside of the platform shown in the figure is dangerous because the transition from the pilot ladder is done via an uneven step height.
2. The horizontal cross member to which the pilot ladder is secured is a distraction from using the side ropes when transitioning onto the pilot ladder when disembarking.
3. The pilot ladder steps cannot rest firmly against the ship's side, due to the nylon wheels attached on the inboard side of the bottom platform.
4. The 'accommodation ladder' is not securely attached to the hull.

Figure 3 (below) shows a compliant boarding arrangement. Further guidance is available in "Shipping Industry Guidance on Pilot Transfer Arrangements, Ensuring Compliance with SOLAS" to be found at www.ics-shipping.org.



Figure 1 - Non-Compliant Trap Door Arrangement



Figure 2 - Non-Compliant Trap Door Arrangement

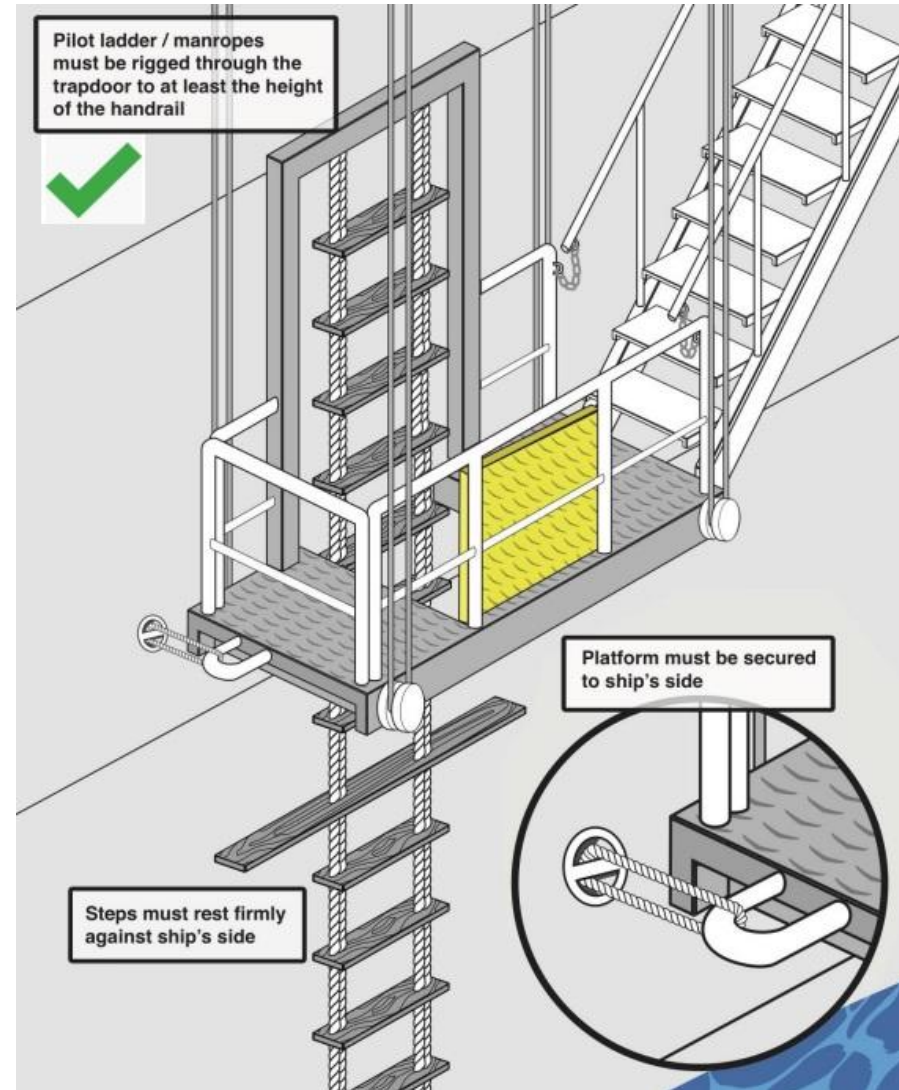


Figure 3 - Compliant Trap Door Arrangement

Vessels presenting themselves with unsafe or non-compliant pilot boarding arrangements, which do not meet the requirements set out in SOLAS V regulation 23 and IMO Resolution A.1045 (27), will be refused boarding and will be instructed to rectify the non-conformity, go to anchor or will be refused entry into the port. This can cause lengthy delays and may incur additional charges.

It is the responsibility of each person involved in the activity of pilot transfers, including ship owners, masters and crew, pilots and pilot boat crew, as well as the CHA to ensure safe practices.

The Harbour Master and Associated British Ports give their full support to pilots refusing to board non-compliant vessels. Defective and non-compliant arrangements reported by pilots are shared with the MAIB, the local MCA marine office and the United Kingdom Marine Pilot's Association.

It has recently come to the attention of ABP Southampton that some vessels are in possession of counterfeit pilot ladders that are not compliant with ISO standards. The current legislation is that pilot ladders MUST comply to **ISO799-1**, and their certificate and certification plate must display this.

Counterfeit ladders displaying compliance to **ISO779-1** have been identified. These are non-compliant and will be refused by ABP Southampton Pilots.

Figure 4 shows a non-compliant certification plate because it references approval **ISO779-1**.

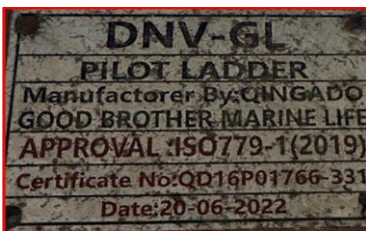


Figure 5 shows a compliant certification plate because it is referencing approval **ISO799-1**.



Where non-compliant ladders are discovered, this will be reported to Port State Control and further inspections may be carried out.

The key focus points are:

1. Stanchions must be in place.
2. Pilot ladder rope to be in good repair.
3. Pilot ladders must not be secured using deck tongues.
4. Pilot ladders must not be secured from the deckhead.
5. Pilot ladders must not be secured from, or over handrails.
6. Winnets or chocks should not be loose or slack.
7. Steps to be in good repair, neither painted nor varnished.
8. The rigging of the pilot ladder must be checked, and the embarkation and/or disembarkation of the pilot must be supervised by a responsible officer.
9. A tripping line when used shall fitted to the bottom of the ladder, and must be rigged in accordance with IMO Resolution A.1045(27) 2.1.5.
10. The pilot embarkation point on the deck must be free from obstructions and adequately lit.

11. All ladders must be constructed and rigged as per SOLAS regulations and certificated to comply to ISO799-1.

Pilots are encouraged to deliver the ABP pilot safety poster onboard (Figure 6).

**Steven Masters,
Harbour Master**

Pilot Boarding Arrangement Requirements – Best Practice

Vessels are expected to meet the requirements of the regulations as laid out in SOLAS Chapter 5 Regulation 23 and IMO Resolution A.1045 (27).

Failure to provide compliant boarding arrangements may result in your ship being delayed or having pilotage cancelled with associated cost implications.

Securing Pilot Ladders

Side ropes **should not be** secured to the deck by shackles. As weight comes onto the ladder, the shackles are likely to jam against the steps.



Side ropes **should be** secured to deck strong points via rope stoppers which are lashed to the side ropes using a 'rolling hitch' which leads so that the lashing seizes when weight is applied to the ladder.

Pilot Ladders **should not be** secured around handrails which are not designed to be load bearing or certified for that use.

Pilot Ladder **should be** secured at deck level to a strong point.



Winch Reel Arrangements

The Pilot Ladder which rest **should not be** relied upon to support the pilot ladder when the pilot ladder is in use.

The Pilot Ladder **should be** secured to a strong point, independent of the winch reel.



Mechanical Securing of Pilot Ladder Winch Reel

A mechanical device or locking pin **should be** used to prevent the winch reel from being accidentally operated as a result of mechanical failure or human error.



Trap Door Arrangements

The pilot ladder **should** extend above the lower platform to the height of the handrail and remain in alignment with and against the ship's side.



Access to Deck

Means **should be** provided to ensure safe, convenient, and unobstructed passage for any person embarking on or disembarking from, the ship.



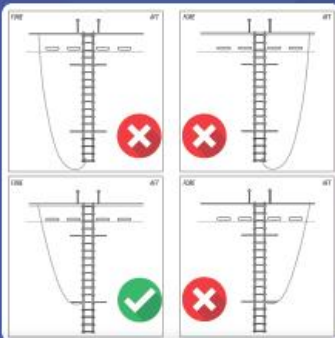
Accommodation Ladders and Combination Arrangements

The lower platform of the accommodation ladder **should be** in a horizontal position and secured to the ship's side when in use. The lower platform should be a minimum of 8m above sea level.



Retrieval Lines

Retrieval lines can be dangerous to both pilots and pilot launches. Retrieval lines pose a trip hazard when climbing and if strung too low may foul the launch. The line **should be** attached above the rest spreader and lead forward.



Deck Tongues

Deck tongues **should not be** used to secure a Pilot ladder. Suspending pilot ladders from deck tongues or hooks impairs loads on the ladders which they are not normally designed to withstand.

There is also a risk of pilot ladders which are secured in this way becoming detached from deck tongues or hooks when in use.



Transfer Arrangements

Each step **should** rest freely on the ship's side.



Issues with defective or non-compliant pilot boarding arrangements is a topic which the UK port marine and pilotage industry, including the below organisations, have been working hard to highlight.

We hope you will be able to use this poster to raise awareness and compliance onboard education and training.



Our thanks and appreciation to Solihull Voe Harbour Authority and Kevin Vallance from the UK Maritime Pilots Association for permission to use some of the imagery in this poster.

Figure 6 - ABP Pilot Boarding Arrangement Requirements - Best Practice