



Port of Southampton Air Quality Update 2020

The Port of Southampton is committed to leading the way in accelerating improvements in air quality. We released our Air Quality Strategy in 2018 and are pleased to share this update on our progress across 2020.

Despite the challenges of dealing with Covid-19 the Port has remained open for business and we have continued to pursue measures to reduce emissions from operations.


Find out more about our Air Quality Strategy at: southamptonvts.co.uk/Port-Information/Sustainability

Contact us to share your thoughts or get involved.

Email contactus@abports.co.uk

Twitter [@ABPSouthampton](https://twitter.com/ABPSouthampton)

Facebook [@abpsouthampton](https://facebook.com/abpsouthampton)




1.3_{MW}
solar generating capacity

We now **generate around 20%** of our own electricity needs by solar.

£17_{million}

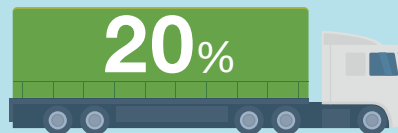


Government **investment of £17million** to upgrade rail freight services to support longer freight trains up to 775m.



35%

of containers are now handled by rail compared to 31% last year.



20%

reduction in older HGV activity

20% reduction in older Euro IV engine HGV activity at the container terminal.

50%



funding for shore power

We have been working with the Solent Local Enterprise Partnership to install shore power at two cruise terminals in 2021. This allows vessels to switch off their engines whilst they are alongside the Port.

reduction of up to

20%

in CO₂ emissions



Arrival of CMA CGM's Jacques Saade on her inaugural visit in November – the world's largest fully powered Liquefied Natural Gas (LNG) containership with a capacity of 23,000 TEUs (twenty-foot equivalent units). The benefits of using LNG are:

- ✓ reduction of up to 20% in CO₂ emissions
- ✓ 99% reduction in sulphur emissions
- ✓ 99% reduction in fine particulate emissions
- ✓ 85% reduction in nitrogen oxide (NO_x) emissions

Improved

pedestrian and cycle access



Active work with stakeholders to improve pedestrian and cycle access into the Port at Dock Gate 10.

Together we have achieved

Average annual NO₂ emissions across the Port estate are 28.5µg/m³ compared to the national objective of 40µg/m³